



decoplast.ro

Str. Spătaru Preda nr. 7B
Sector 5, București
(incinta Transcom)

Tel: 021 336 22 22
office@decoplast.ro

Showroom Cluj Napoca,
Str. Rene Jeannel, nr. 8
corp B

DECOPIVOT



“Vision” handle with Glass Facing and fingerprint scanner.

Mâner „Vision” cu față din sticlă și scanner de amprentă.

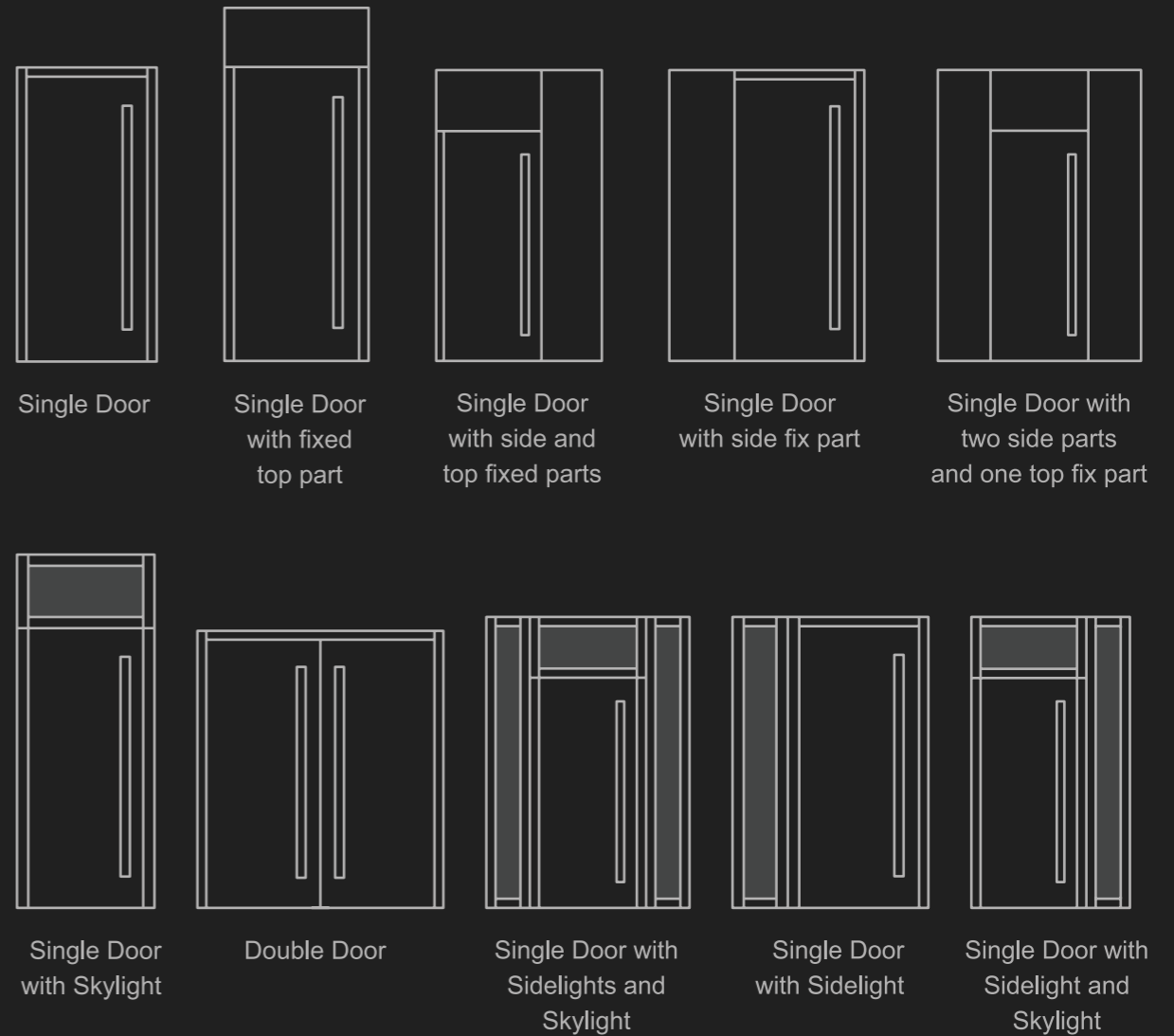
„Vision“-Griff mit Glasfront und Fingerabdruckscanner.

Manilla “Vision” con acabado de vidrio y escáner de huellas dactilares.


Maniglia “Vision” con finitura in vetro e scanner per impronte digitali.

Poignée « Vision » avec façade en verre et scanner d’empreintes digitales.

Typologies/ Tipologii/ Typologien/ Tipologías/ Tipologie/ Typologies



Wood Colors / Culori / Farben / Colores / Colori/ Couleurs



T630

T631

T945

T875

RAL Colors / Culori / Farben / Colores / Colori/ Couleurs

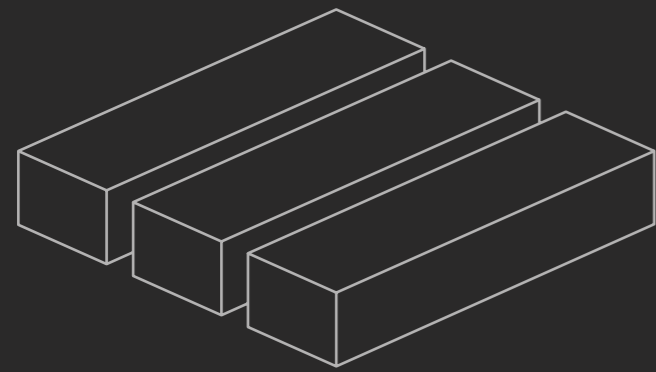


7001


3004

7016


8017




TUBE DOORS




1022



1023



1001



1002



Tube Doors

Design: 1022 Tube: 50 x 80 mm

Tube Door design 1022
with aluminium top fixed panel.

T935

RAL 9005
Structura



Tube Doors

Design: 1023 Tube: 40 x 40 mm

Design: 1023 Bars: 40 x 40 mm

Wood color: T630



T630

RAL7024
Structura

Tube Doors

Design: 1001 Tube: 60 x 20 mm

Design: 1001 Bars: 60 x 20 mm

Wood color: T945

T945

RAL9005
structura

Tube Doors


Design: 1002 Tube: 60 x 20 mm

Tube Door design 1002 with aluminium side and top fixed panels.


T910

RAL7000
Structura






CNC ENGRAVING



1003




1007




1028



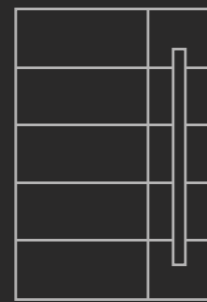
1010



1018



1019



1021

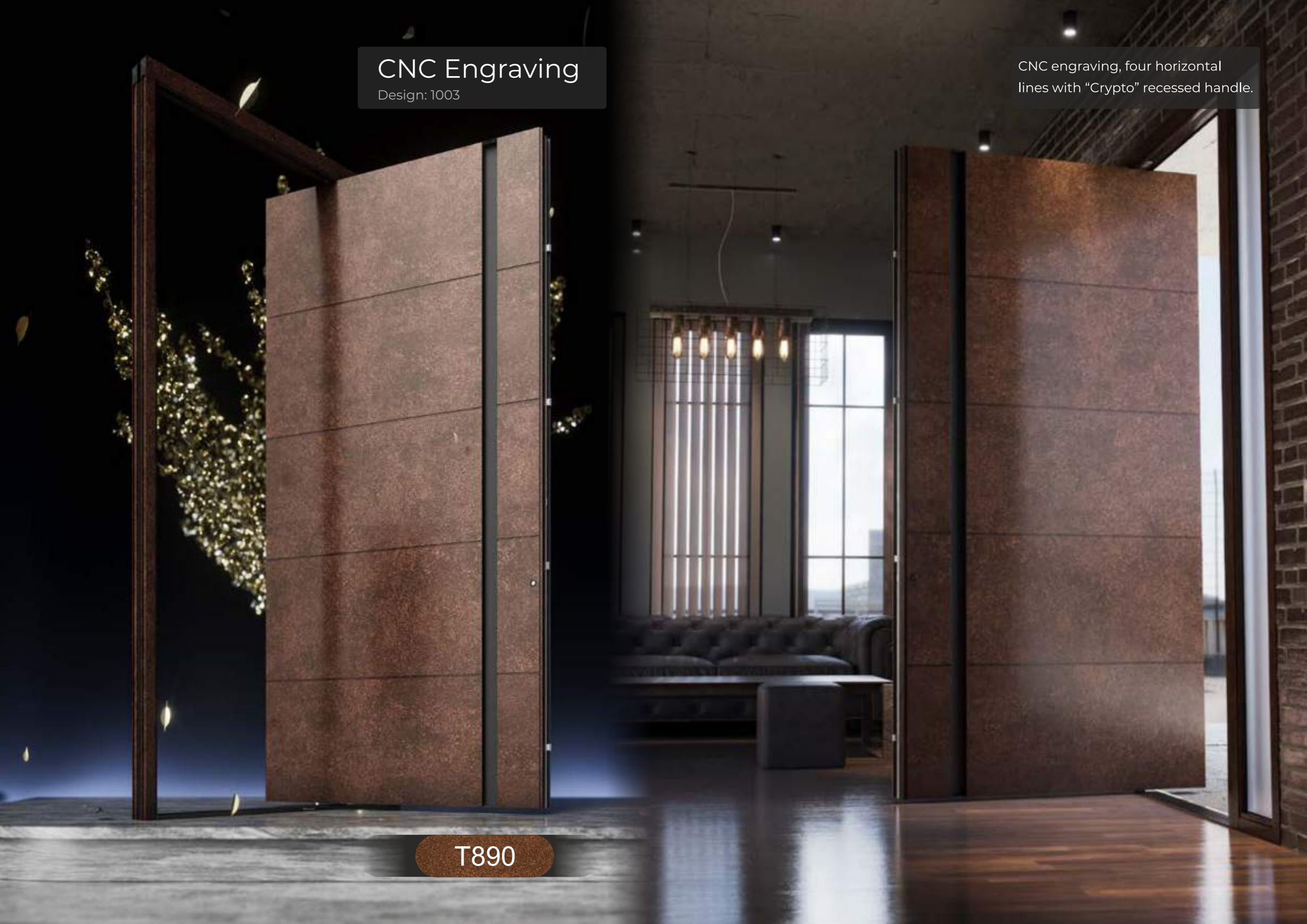


CNC Engraving

Design: 1003

CNC engraving, four horizontal lines with "Crypto" recessed handle.

T890



CNC Engraving

Design: 1007

"Crypto" recessed handle
with LED Warm light.

T631



CNC Engraving

Design: 1028

Four meter XL Pivot Door with aluminium fixed side panels.

T875



CNC Engraving

Design: 1010

Detail of CNC design.



RAL 9005
Structura

CNC Engraving

Design: 1018

Four meter XL Pivot Door with aluminium side fix panel and "Crypto" recessed handle.



T630

CNC Engraving

Design: 1019

□885 Carbon Imitation color.

T885
Carbon Imitation




CNC Engraving

Design: 1021

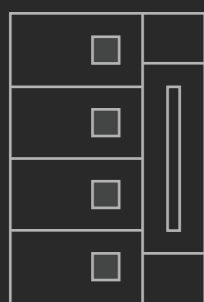
Double door with aluminium fixed top panels.

RAL 9006
Structura

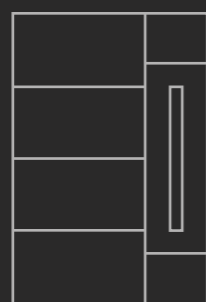




3D INOX



1011



1012



3D Inox

Design: 1011

3D Inox detail.

Also available in Black color.

T920

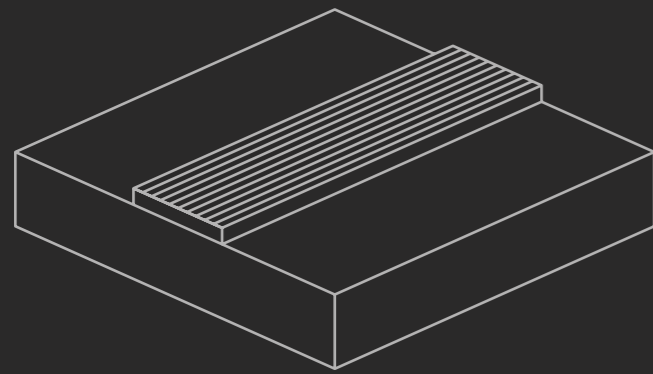
3D Inox

Design: 1012


3D Inox design with
aluminium fixed side panel.

RAL 9005
Structura






BI-COLOR



1016



1015



Bi-Color

Design: 1016

Two color combination with special external aluminium facing.

T925

T955

Bi-Color


Design: 1015

Inox Facing combined
with "Vision" handle.




T930







TRADITIONAL




1031



1032



1033



1034



Traditional

Design: 1031

Handmade aluminium frame.

RAL 9005
Structura

Traditional

Design: 1032

Traditional design Pivot Door
with aluminium fixed top panel.

RAL 9005
Structura



Traditional

Design: 1033

Traditional design Pivot Door

RAL 7012
Structura




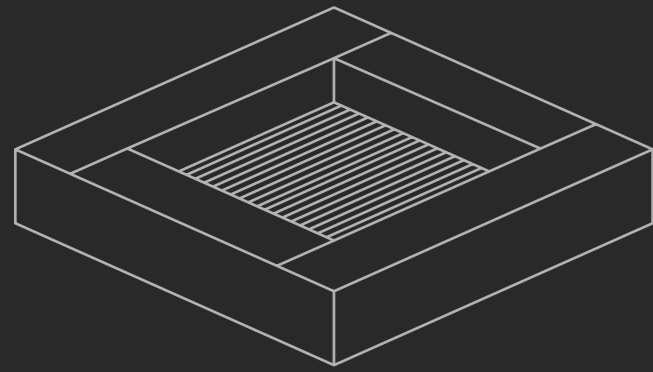
Traditional

Design: 1034


Traditional design Pivot Door
with aluminium fixed top panel.

RAL 8011
Structura







GLAZED



1025



1030



1035



Hybrid

Design: 1025 | Half glazed,
half fixed with aluminium sheet.

Pivot Hybrid door with
"Crypto" recessed handle.

T910

Glazed

Design: 1030

Central hinged Pivot Glazed doors.



7016



Glazed

Design: 1035

Pivot Glazed door detail.



RAL 7015
Structura